




PRESS MANUAL



www.ravincrossbows.com

SECTION 1 - GENERAL SAFETY INSTRUCTIONS

Your new Ravin™ Press is designed exclusively for use on the Ravin™ Crossbow. Use for any other purposes can cause property damage, serious injury, or death.

Unless you have significant experience working on Ravin™ Crossbows we highly recommended that you have your strings and cables replaced at your local pro shop or the Ravin Service Department. To obtain service on your Ravin™ Crossbow please contact our Service Department at:

Ravin Crossbows, LLC
69 N 28th Street, Suite 500
Superior, WI 54880
Phone: 715-718-3574
service@ravincrossbows.com

CAREFULLY READ THE ENTIRE MANUAL and its warnings before using your Ravin™ Press. It explains the operation of the Ravin™ Press, handling, and warns of the potential danger, including property damage, serious personal injury, or death that can result from using it unsafely. Your safety and the safety of others requires that you always remain aware of the danger inherent in using your Ravin™ Press.

SECTION 2 – OPERATING THE RAVIN PRESS

⚠ WARNING

Improper use of the Ravin™ Press is extremely dangerous. To minimize risk of death or serious injury while servicing your Ravin™ Crossbow: Wear safety glasses.

- Unload and fully uncocked your Ravin™ Crossbow before servicing.
- Use only the Ravin™ Press on your Ravin™ Crossbow.
- Do not use the Ravin™ Press on any other crossbows.
- Do not modify your Ravin™ Press.
- Do not over-compress the limbs with the Ravin™ Press.
- Seek a qualified professional to change the limbs on your Ravin™ Crossbow.
- Return your Ravin™ Crossbow to our Service Department to replace a damaged or worn cocking strap.
- Only use manufacturer-approved replacement parts.
- Contact Customer Service at 715-718-3574 if you have any questions.

NOTICE

The warranty for your Ravin™ Press is void if any of the following occur:

- The instructions in the manual are not followed.
- Use of the Ravin™ Press on any other crossbows.
- Use of replacement parts not approved by the manufacturer.
- The Ravin™ Press is modified from its original condition.
- Damage is caused by abuse or neglect.

Use only manufacturer-approved replacement parts on both your Ravin™ Crossbow and Ravin™ Press. Use of replacement parts not approved by Ravin™ will void both warranties!

The Ravin™ Press was specifically designed to compress the limbs to change the strings and cables, and to unstring the Ravin™ Crossbow. Use only the Ravin™ Press to compress the limbs on your Ravin™ Crossbow. Do not use the Ravin™ Press on any other crossbow.


The cocking strap can only be replaced by the Ravin Service Department.

Your Ravin™ Crossbow limbs can be compressed while the scope is mounted to the bow. However, for ease of use we recommend you remove the scope from the rail.

If you elect to replace the strings and cables yourself, carefully read and understand these instructions and its warnings before using your Ravin™ Press.

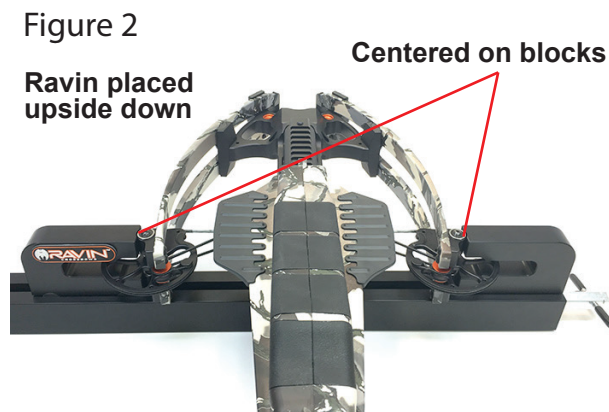
1. Confirm that your Ravin™ Crossbow is unloaded and fully uncocked!
2. Identify the four main components of the Ravin™ Press (Figure 1).
 - A. T-Handle – Can be turned by hand, with a 1/2" combination wrench, or 1/2" socket and driver.
 - B. Stationary Block – Remains stationary when compressing the limbs. A radius is cut in the block to hold the limb axle mount.
 - C. Adjustment Block – moves within the channel on the rail as you rotate the T-Handle. A radius is cut in the block to hold the limb axle mount.
 - D. Rail – Guides the Adjustment Block. The cam axles on the Ravin™ Crossbow slide within the channel when properly seated.

Figure 1







3. Rotate the T-Handle clockwise to move the Adjustment Block until it is at least 11 inches away from the Stationary Block. The T-Handle can be rotated by hand or with a 1/2" driver.
4. Lay the Ravin™ Press on the table with the blocks in the upright position.
5. Turn the Ravin™ Crossbow upside down. Slowly move the front end of the Ravin™ Crossbow between the Stationary Block and the Adjustment Block until the limb axle mounts are centered on the blocks (Figure 2).
6. Lay the Ravin™ Crossbow on the Rail of the Ravin™ Press (Figure 3). The cam axles should set inside the channel on the Rail of the Ravin™ Press.

Figure 2



7. Slide the Ravin™ Crossbow toward the Stationary Block until it touches, keeping the axles in the channel. The limb axle mount on the limb closest to the Stationary Block should seat into the radius on the Stationary Block (Figure 4).
8. Slowly rotate the T-Handle clockwise sliding the Adjustment Block until it contacts the opposite limb axle mount. Make sure the limb axle mount is centered on the radius on the Adjustment Block. Verify that the limb axles are in the channel on the Rail (Figure 5).
9. Rotate the T-Handle slowly until the string and cables are loose enough to remove (Figure 6). Do not compress the limbs too far or damage to the Ravin™ Crossbow may result.
10. When changing strings and cables, be careful not to add or remove twists from the strings and cables during installation as this can be detrimental to performance and accuracy.
11. To un-compress the limbs simply slowly rotate the T-Handle counterclockwise until the string and cables are at full tension.
12. Separate the Ravin™ Crossbow from the Ravin™ Press.



SECTION 3 – MAINTENANCE

NOTICE

The warranty for your Ravin™ Press is void if any of the following occur:

- The instructions in the manual are not followed.
- Use of the Ravin™ Press on any other crossbows.
- Use of replacement parts not approved by the manufacturer.
- The Ravin™ Press is modified from its original condition.
- Damage is caused by abuse or neglect.

Regular inspection and maintenance will extend the life of your Ravin™ Press.

1. General. Check for worn or loose parts.
2. Lubrication. Periodically apply a light coating of lubrication to the moving parts on your Ravin™ Press.
3. Service. To obtain service please contact our Service Department at:

Ravin Crossbows, LLC
69 N 28th Street, Suite 500
Superior, WI 54880
Phone: 715-718-3574
service@ravincrossbows.com

SECTION 4 – LIMITED WARRANTY

Congratulations on the purchase of your new Ravin™ crossbow press ("the Ravin™ Press") from Ravin Crossbows, LLC ("Ravin"). By using the Ravin™ Press you are agreeing to be bound by the terms of this Limited Warranty.

With proper usage and care you will enjoy many years of use. It is important to follow proper safety, assembly and equipment usage procedures. This information is located in your manual. Serious injuries to yourself or others, damage to your Ravin™ Crossbow, or poor performance from your Ravin™ Crossbow could result from failure to thoroughly read, understand, and follow these instructions. If any part of this manual is unclear to you, further information is available at:

www.ravincrossbows.com/support
or you can contact the Service Department at
715-718-3574

Five-Year Non-Transferable Limited Warranty

A new Ravin™ Press is covered under a five year limited warranty against defects in materials and workmanship when used normally in accordance with our published instructions and guidelines. Our liability extends to parts, labor and return transportation to the customer and is non-transferable. This limited warranty does not cover damage to your Ravin™ Crossbow, transportation of the Ravin™ Press to our Service Center; damage caused by abuse, using the Ravin™ Press on any other crossbows, failure to follow safety advice and usage instructions in the manual, modification or failure to perform normal maintenance; or any other expenses or damage to property or person. This warranty gives you specific legal rights and you may also have other rights that vary from state to state.

To obtain service: Please call for a return authorization number (RA#) prior to sending the unit and write the RA# on the outside of the package. Attach to the product your name, address, telephone number and a letter describing the problem. Carefully package and return product prepaid, clearly writing the RA# below the address. Return the unit to an authorized Service Center or directly to the factory. For a listing of authorized service centers please call the factory at the number listed below. A Ravin™ Press deemed to be covered under the five year warranty will be repaired and shipped to you at no charge. You will be responsible for the shipping charges into the service center, and possibly labor charges for repairs completed at a non-factory authorized service center. A Ravin™ Press not covered under this warranty will be subject to normal charges. We will obtain your permission before we repair your Ravin™ Press if it is not covered by warranty.

For further inquiries contact the Service Department:

Ravin Crossbows, LLC
69 N 28th Street, Suite 500
Superior, WI 54880
Phone: 715-718-3574
service@ravincrossbows.com

DISCLAIMER: TO THE EXTENT PERMITTED BY LAW, THIS LIMITED WARRANTY AND THE REMEDIES SET FORTH ARE EXCLUSIVE AND IN LIEU OF ALL OTHER WARRANTIES, REMEDIES AND CONDITIONS, WHETHER ORAL, WRITTEN, STATUTORY, EXPRESS OR IMPLIED. RAVIN DISCLAIMS ALL STATUTORY AND IMPLIED WARRANTIES, INCLUDING WITHOUT LIMITATION, WARRANTIES OF MERCHANTABILITY AND FITNESS FOR A PARTICULAR PURPOSE, WARRANTY OF NON-INFRINGEMENT OF THIRD PARTY RIGHTS, AND WARRANTIES AGAINST HIDDEN OR LATENT DEFECTS, TO THE EXTENT PERMITTED BY LAW. IN SO FAR AS SUCH WARRANTIES CANNOT BE DISCLAIMED, RAVIN LIMITS THE DURATION AND REMEDIES OF SUCH WARRANTIES TO THE DURATION OF THIS LIMITED WARRANTY. IN NO EVENT SHALL RAVIN BE LIABLE FOR ANY CONSEQUENTIAL, INDIRECT, INCIDENTAL, SPECIAL, EXEMPLARY, OR PUNITIVE DAMAGES, ARISING OUT OF OR RELATING TO ANY BREACH OF THE TERMS OF THIS LIMITED WARRANTY, AND NOTWITHSTANDING THE FAILURE OF ANY AGREED OR OTHER REMEDY OF ITS ESSENTIAL PURPOSE.

LIMITATIONS OF LIABILITY: TO THE MAXIMUM EXTENT PERMITTED BY APPLICABLE LAW, THE EXCLUSIVE REMEDY, AND THE SOLE LIABILITY OF RAVIN FOR ANY AND ALL CLAIMS, LOSSES, INJURIES OR DAMAGES ARISING OUT OF OR RELATING TO ANY BREACH OF THE TERMS OF THIS LIMITED WARRANTY, SHALL NOT EXCEED THE PRICE PAID FOR THE RAVIN PRESS.

Any cause of action you may have with respect to the terms of this Limited Warranty must be brought within one (1) year of when the cause of action arose. If any portion of this Limited Warranty is held to be invalid, such holding shall not invalidate the other provisions. This Limited Warranty constitutes the entire agreement between you and Ravin, and all promises, representations, understandings, warranties and agreements with reference to the subject matter hereof and inducements for purchasing the Ravin™ Press relied upon by you are expressed herein. The validity, performance, and construction of this Limited Warranty shall be governed and interpreted in accordance with the laws of Wisconsin. The Parties hereby consent and submit to the exclusive jurisdiction of any of the federal or state courts located in the State of Wisconsin with respect to the enforcement of any rights or remedies hereunder.